

How to Download and Install V-Ray Personal Learning Edition for Maya

This guide serves as a reference for the installation of V-Ray Personal Learning Edition (PLE) for Maya.


Obtaining V-Ray PLE for Maya

Follow the steps below to get V-Ray Personal Learning Edition (PLE) for Maya license and download the product.

If you have already registered for V-Ray PLE for Maya and need to download the installer again, [follow the link](#).

Creating your account

To apply for V-Ray Personal Learning Edition (PLE) for Maya, **Sing in** to your [chaos.com](#) account.



If you don't have an account already, press the **Create Account** button to register with [chaos.com](#).



chaos
Cloud

**Simple, fast,
smart cloud**



rendering

Start with 20 free credits

Downloading V-Ray PLE for Maya

After you sign in to chaos.com, press **PRODUCTS** and choose **V-Ray for Maya** from the drop-down menu.



Discover V-Ray Collection

All in one

V-Ray Collection **Best value**

Rendering

V-Ray for 3ds Max

V-Ray for Maya

V-Ray for SketchUp

V-Ray for Rhino

V-Ray for Revit

V-Ray Render Node

Simulation

Chaos Phoenix

Phoenix Simulation Node

Cloud

Chaos Cloud

Content

Chaos Cosmos **New**

Chaos Scans

Real-time

Chaos Vantage

Other

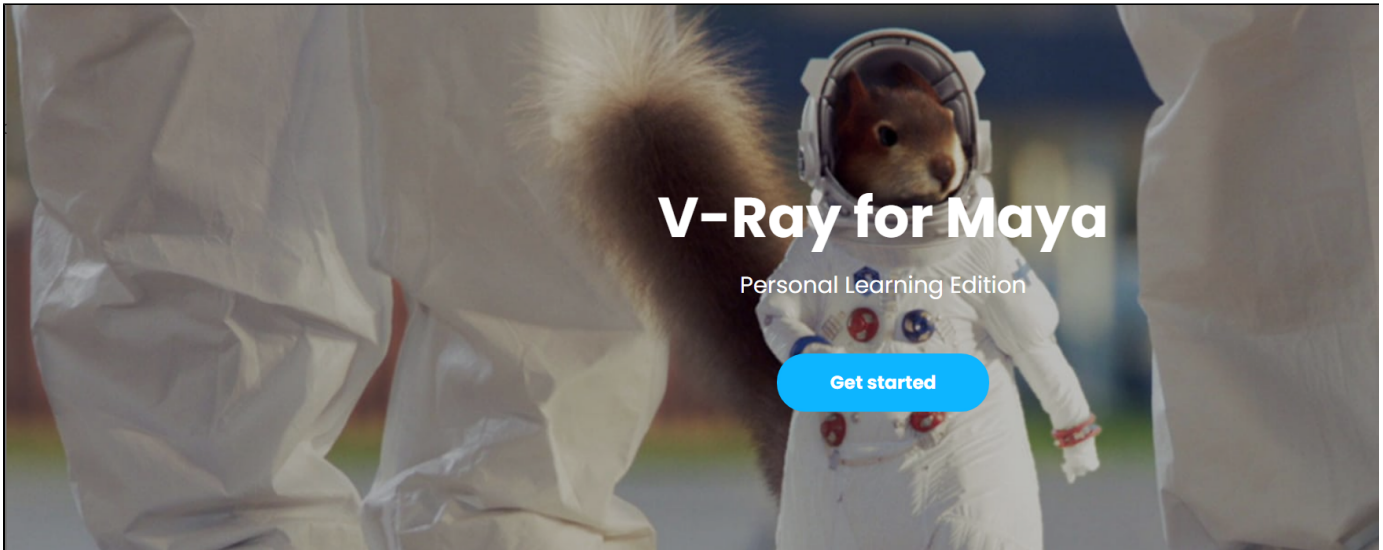
Chaos Player **New**

V-Ray Benchmark

Render farms

[See all](#)

Scroll down to the V-Ray Personal Learning Edition for Maya section and press **GET STARTED**.



V-Ray for Maya

Personal Learning Edition

Get started



V-Ray^{PLE}
for Maya

[Overview](#)

[Key features](#)

[How to use V-Ray PLE for Maya](#)

[Learn V-Ray for Maya](#)

[FAQ](#)

Learn V-Ray for Maya in your own time.

Explore V-Ray® for Maya at a pace that suits you. Take all the time you need to learn the small features that can help you achieve fast, high-quality, professional results.

Discover a set of rendering and lighting effects to help you create photoreal visuals for film, 3 animation, design and advertising. From a single character to a full-blown environment, V-Ray for Maya helps you render anything you can imagine.

A new window will open. Select how you will use the product and press **START NOW**.

V-Ray Personal Learning Edition (PLE) for Maya

Your license is just a couple of steps away.

I will use this product as:



Student



Educator



Individual

Start Now

By continuing, I accept the [Privacy Policy](#), [Terms of Use](#) and [EULA](#)

Once your request is processed, you will see a "Thank you" message and a **Download Now** link to access the product.

V-Ray Personal Learning Edition (PLE) for Maya

Thank you

Your license is now active, and will be available for the **next 90 days**.
We've sent an email with further information to

Download now

Select the version you need to download for your operating system and install it. For more information on how to do it, see the [Installing V-Ray PLE for Maya](#) section below. You can also download the license from my.chaos.com **Products** **Active Products**.

[< Back to all products](#)



V-Ray 6 PLE for Maya, hotfix 1

Official release · May 1, 2023



Maya 2023



V-Ray 6 PLE for Maya, hotfix 1

Official release · May 1, 2023



Maya 2022



V-Ray 6 PLE for Maya, hotfix 1

Official release · May 1, 2023



Maya 2020

Installing V-Ray PLE for Maya

To complete the installation, follow the steps below.

1. You will be presented with the V-Ray licensing agreement. Please take a moment to review the agreement. Check the **I accept the Agreement** checkbox and click **Install** to proceed.

If you need to customize your V-Ray installation, press the **Advanced** button.



Welcome to V-Ray 6 for Maya 2016

PLEASE READ CAREFULLY. OUR PRODUCTS AND THE SERVICES AGREEMENT ARE DESIGNED FOR PROFESSIONAL BUSINESS CLIENTS AND CUSTOMERS. IF YOU ARE USING OUR PRODUCTS ACCORDING TO THE APPLICABLE LAWS, AND YOU WANT TO USE OUR PRODUCTS, PLEASE FIND YOUR CONSUMER SERVICES AGREEMENT JUST BENEATH THIS LICENSE AND SERVICE AGREEMENT. ONLY THE TERMS OF SUCH CONSUMER END USER LICENSE AGREEMENT SHALL BE APPLICABLE TO YOU. OUR PRIVACY POLICY WILL APPLY HERE FOR YOUR CONVENIENCE JUST AFTER THE CONSUMER SERVICES LICENSE AGREEMENT.

☒ I accept the Agreement

Install

Advanced

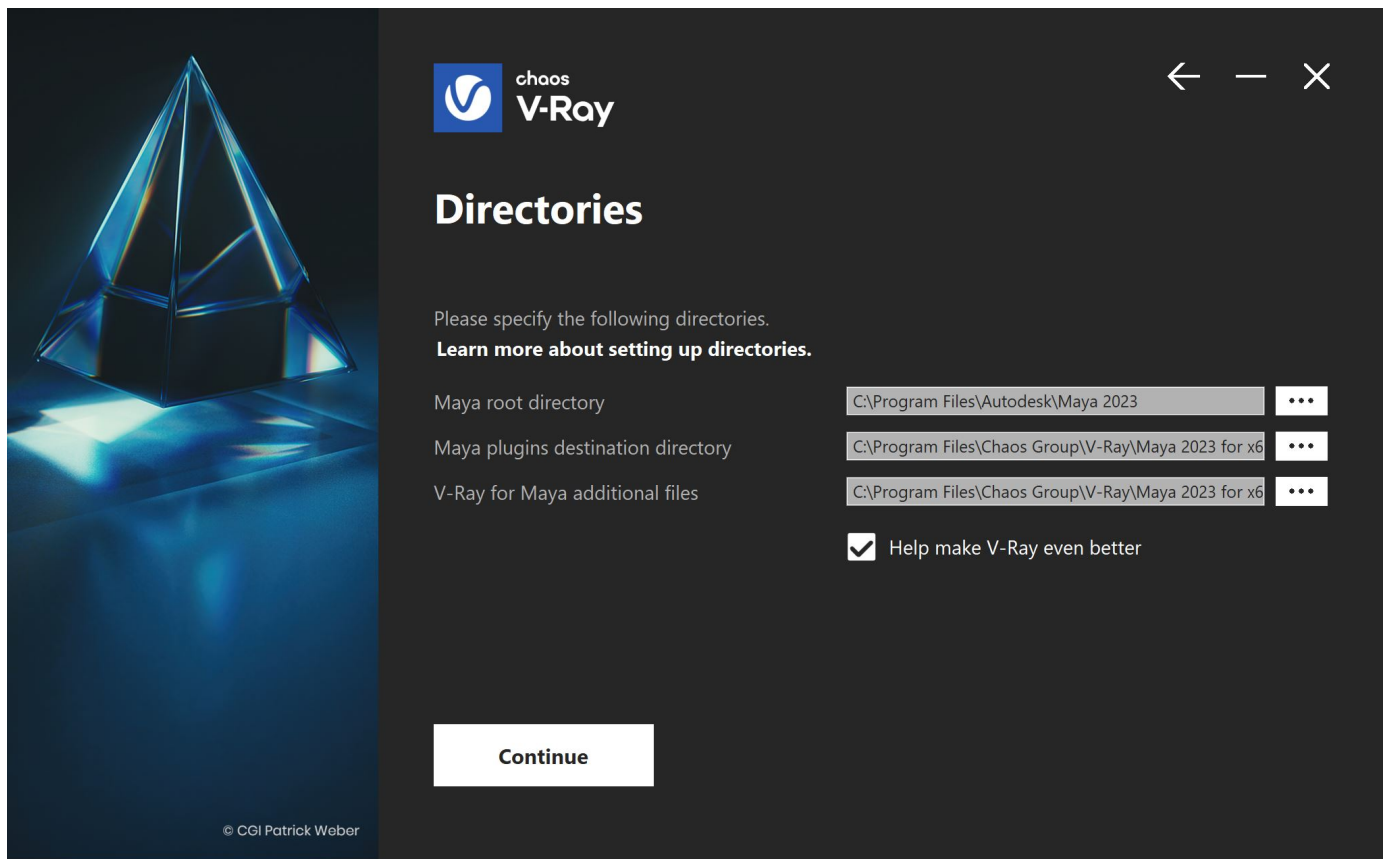
[Click here to see the Advanced installing options...](#)

Directories

Here you can specify the installation paths. Please check if the default folders are correct.

Download V-Ray material library – When this option is enabled, at the end of the V-Ray installation you also download the latest version of V-Ray Material library. For more information about V-Ray material library, see the [V-Ray Material Library Browser](#) page.

Help make V-Ray even better – Participate in the improvement decisions for future version of V-Ray. No intelligence property is violated when agreeing to participate in the feedback program. We do not gather scenes, assets, materials, etc. What we receive is user preferences on just a few key render settings and the resulting render times. The point of this feature is to improve V-Ray's performance and the user experience. This preference can be changed at any time later on from the **V-Ray Render Settings > Settings > About V-Ray > Feedback program settings**. For more information, see the [Cinema 4D Telemetry](#) page.



Chaos License Server Options

At this step you can choose the license server directory.

Migrate data during installation – When enabled, transfers all of your settings made with older versions of the License Server, such as enabled dongle subsystem, proxy settings, etc. Disabling this option will install License Server with all settings at their defaults and any custom settings from the previous installation will be lost.

Add firewall exception – Enabling this option allows the default licensing port (TCP 30304) in the firewall. If you disable it at this step, you will need to manually add firewall exceptions later.



Chaos License Server Options

You choose to license locally therefore, the Chaos License Server will be installed.

License server directory

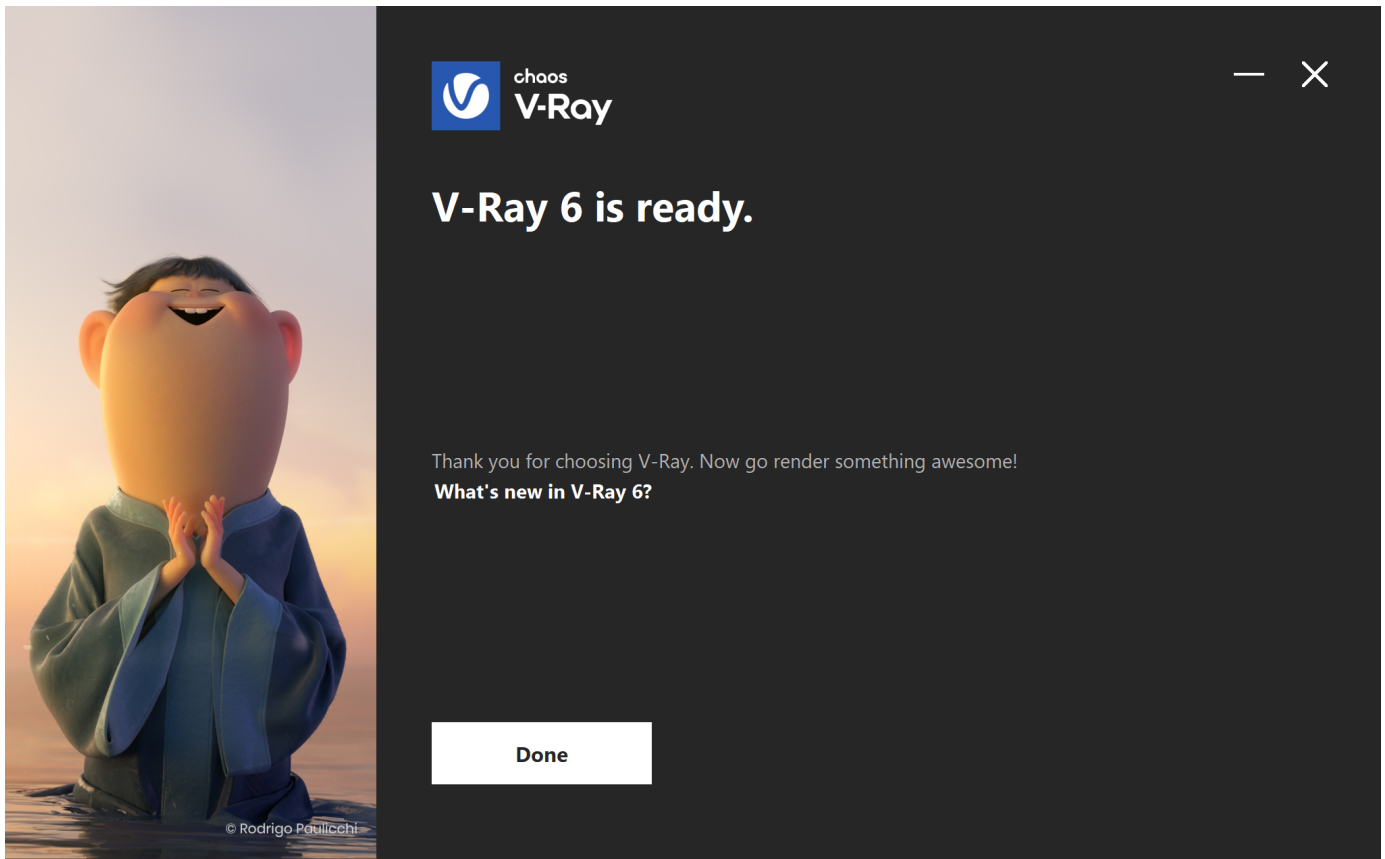
☐ Migrate data during installation

☒ Add firewall exception

Continue

2 After you click the **Install** button, the installer will proceed to uninstall any previous versions and install V-Ray on your machine.

If the installer detects any applications that need to be closed, they will be listed before being able to continue. Please close them and click **Continue**.

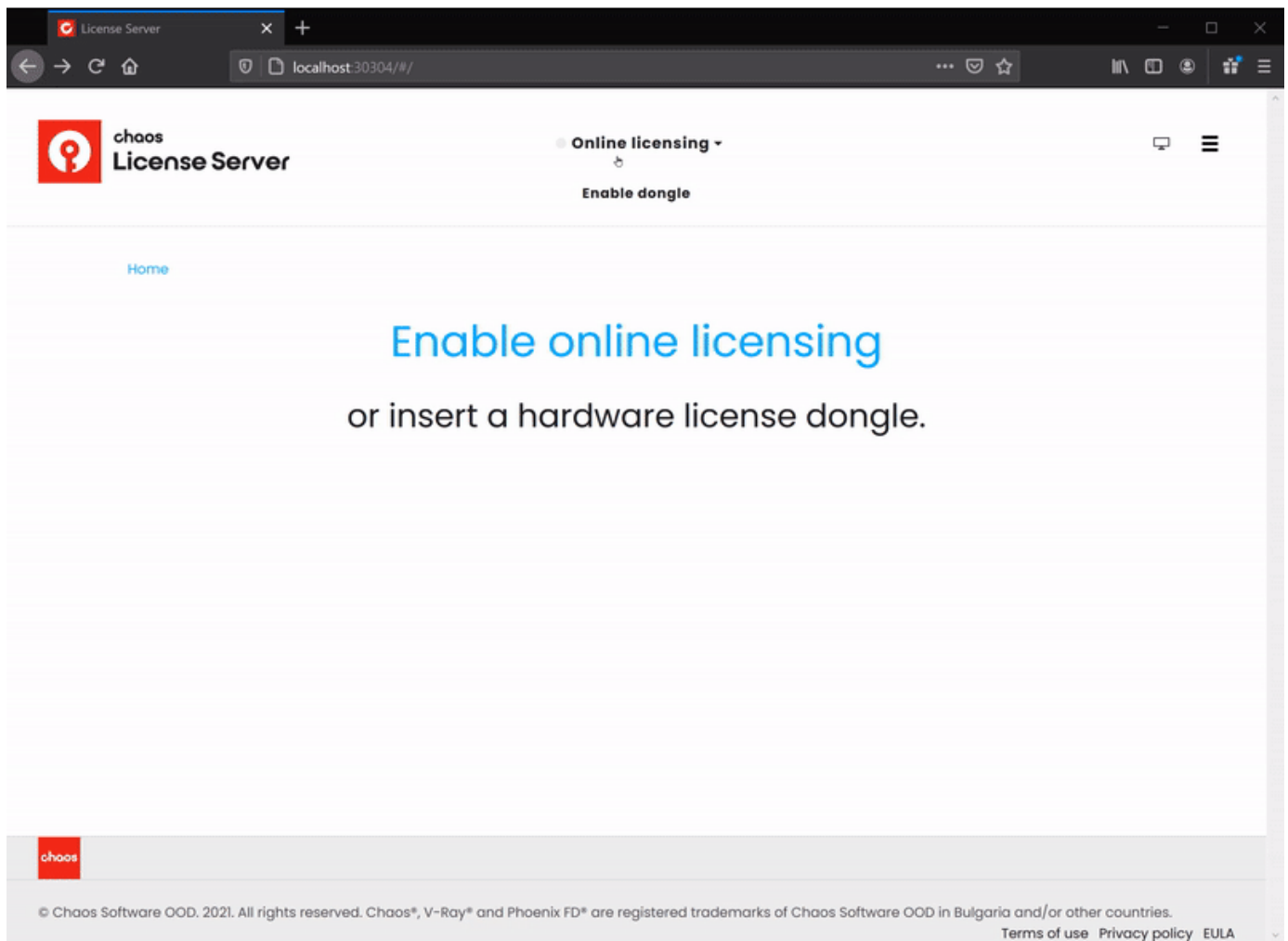


3. Now V-Ray 6 is ready to render!

Activate the License Server

To activate your V-Ray PLE for Maya license, you need to enable online licensing with your Chaos account.

Once the installation of the License Server is done, you are directed to the License Server local host (127.0.0.1:30304) in order to sign in and activate it.



Your License Server and V-Ray PLE for Maya license are now active.

The V-Ray PLE for Maya installer automatically installs the license server for you, but you can also [download](#) and [install](#) the Chaos License Server separately, if needed.