

Live Link to Chaos Vantage

This page provides an overview of the Vantage Live Link feature in V-Ray for Cinema 4D.

Overview

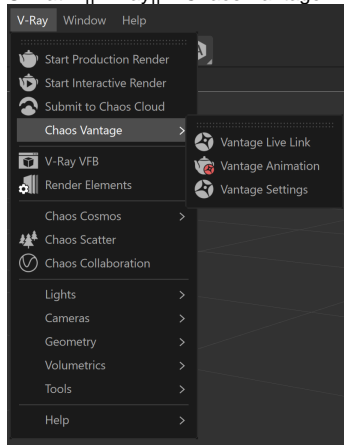
Chaos Vantage is a tool that allows you to explore and manipulate your scenes within a 100% ray-traced environment in real time. This allows for quicker and more interactive edits.

The Live Link feature makes it possible to instantly see changes made in Cinema 4D without the need to export and import .vrscenes in Chaos Vantage.

[Download Chaos Vantage](#)

Vantage Live Link only works with Windows® operating system.

UI Path: ||V-Ray|| > Chaos Vantage

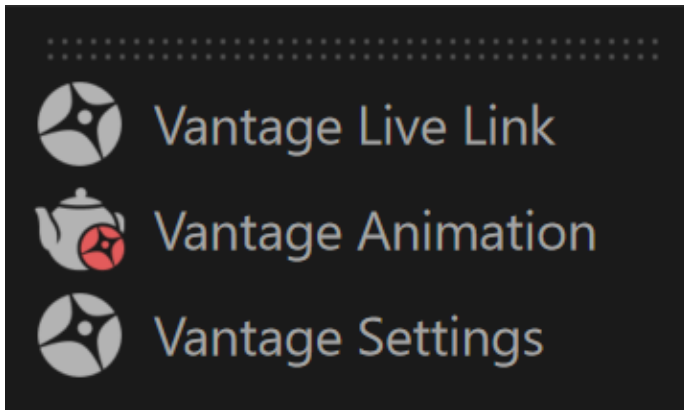


Menu Options

Vantage Live Link – Initiates a Live Link session between Cinema 4D and Chaos Vantage.

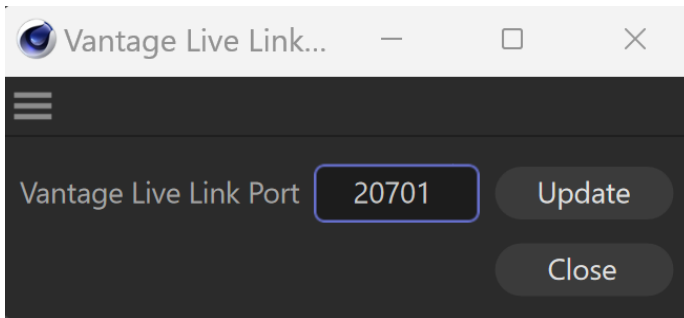
Vantage Animation – Exports and sends the current animation range to Chaos Vantage.

Vantage Settings – Allows you to change the Live Link port.




Settings

Vantage Live Link Port – Sets the listening port for the live link server. Always make sure you are using the same port in both Cinema 4D and Chaos Vantage.



Starting Live Link

To start a Live Link to Chaos Vantage, go to the **V-Ray** menu and select **Vantage Live Link**. This initiates the link and sends your scene to Chaos Vantage on 20701 port. Always make sure you are using the same port in both Cinema 4D and Chaos Vantage!

In Cinema 4D, you can set from the **Vantage Settings** button .

In Chaos Vantage, go to **Live Link** > **Change Port...** and open the **Enter Live Link Port** window.

Supported Features

For a list of supported features, see the [Live Link from Cinema 4D](#) page.